

SOLAR.DK

HVORDAN LAVES ET BOGMÆRKE TIL NEM ADGANG



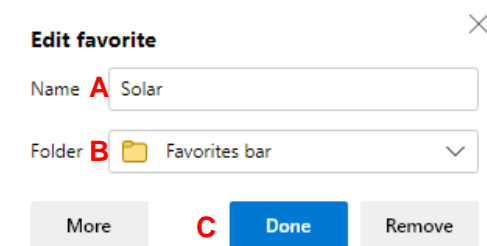
Microsoft Edge

Åben Microsoft Edge browseren.

Brug adressefeltet i toppen af vinduet for at navigere til hjemmesiden du gerne vil have som favorit.



Tryk Ctrl+D, eller klik på tilføj favorit ikonet i Edge. Ikonet findes i højre side ud for adressefeltet.



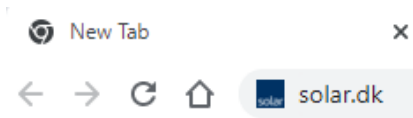
I menuen der fremkommer, navngiv favoriten (A), vælg den folder du vil gemme i (B), og tryk på Done knappen (C). Du har nu gemt Solar som favorit i Edge.



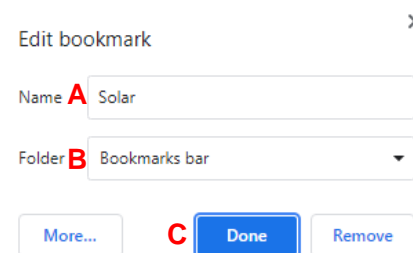
Google Chrome

Åben Microsoft Edge browseren.

Brug adressefeltet i toppen af vinduet for at navigere til hjemmesiden du gerne vil have som favorit.



Tryk Ctrl+D, eller klik på tilføj favorit ikonet i Chrome. Ikonet findes i højre side ud for adressefeltet.



I menuen der fremkommer, navngiv favoriten (A), vælg den folder du vil gemme i (B), og tryk på Done knappen (C). Du har nu gemt Solar som favorit i Google Chrome.

SOLAR.DK

HOW TO CREATE A NEW BOOKMARK FOR EASY ACCESS



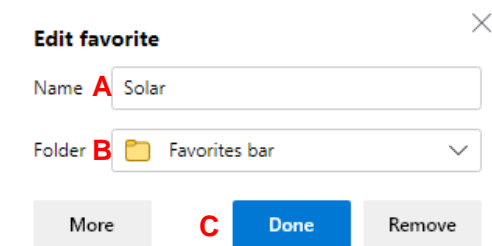
Microsoft Edge

Open the Microsoft Edge browser.

Use the address bar at the top of the window to navigate to the web page you'd like to favorite.



Press Ctrl+D, or click the Add favorite icon in Edge. icon on the right side of the address bar.



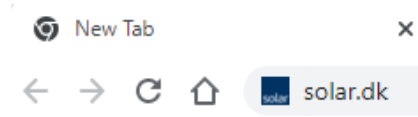
In the menu that appears, name the favorite (A), select the folder you want it saved in (B), and click the Done button (C). You have now created Solar as a Favorite in Edge.



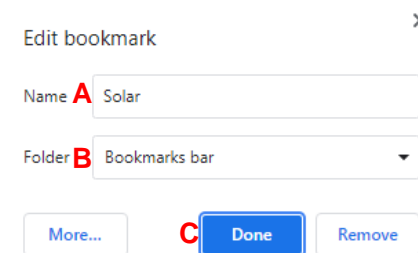
Google Chrome

Open the Google Chrome browser.

Use the address bar at the top of the window to navigate to the web page you'd like to favorite.



Press Ctrl+D, or click the Add favorite icon in Edge. icon on the right side of the address bar.



In the menu that appears, name the favorite (A), select the folder you want it saved in (B), and click the Done button (C). You have now created Solar as a Favorite in Google Chrome.